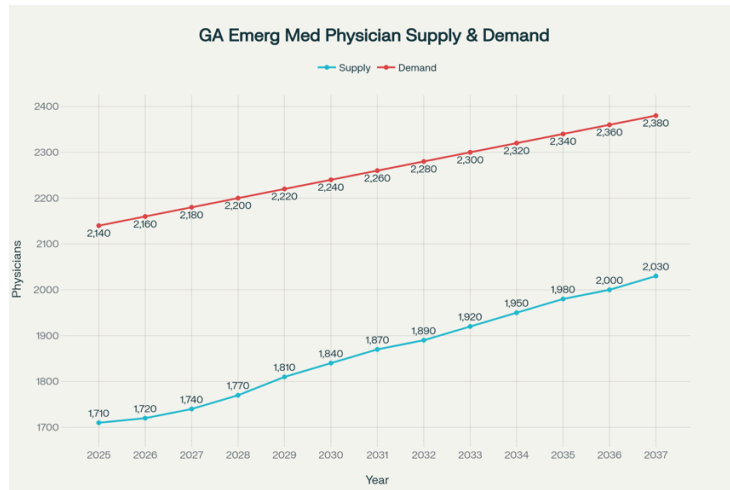
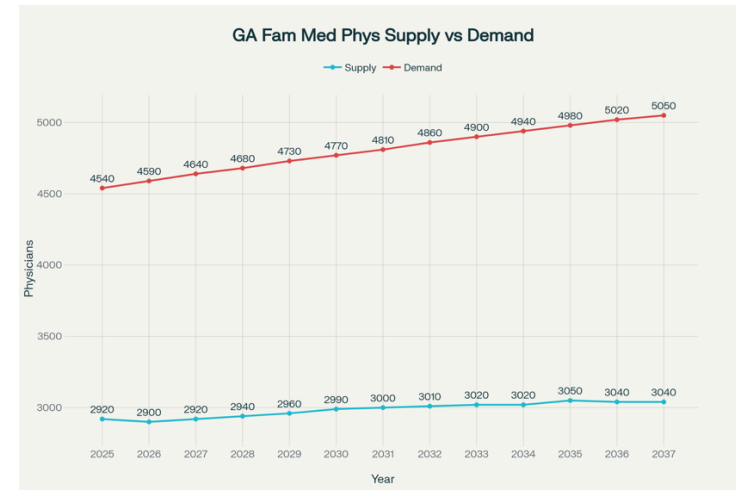


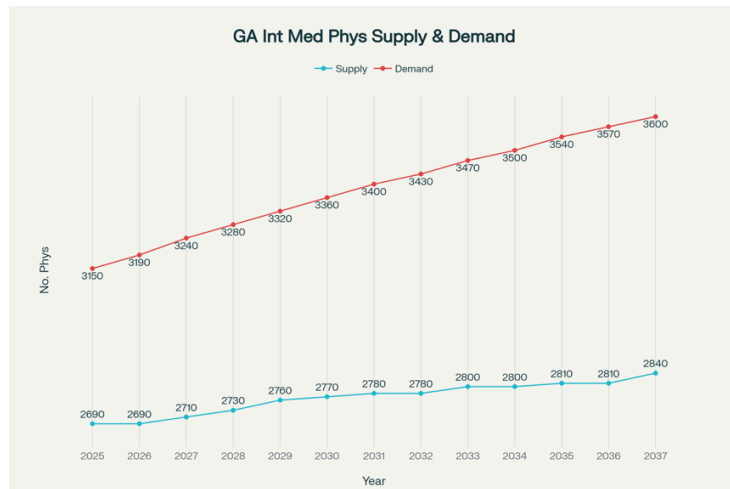
Emergency Medicine Physicians



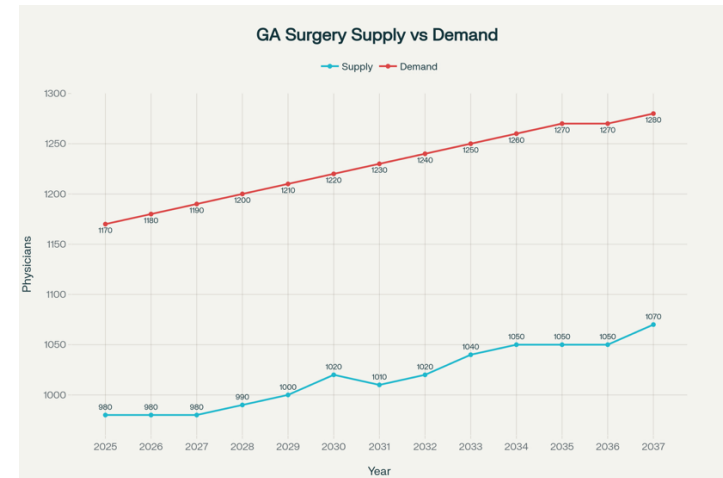
Family Medicine Physicians



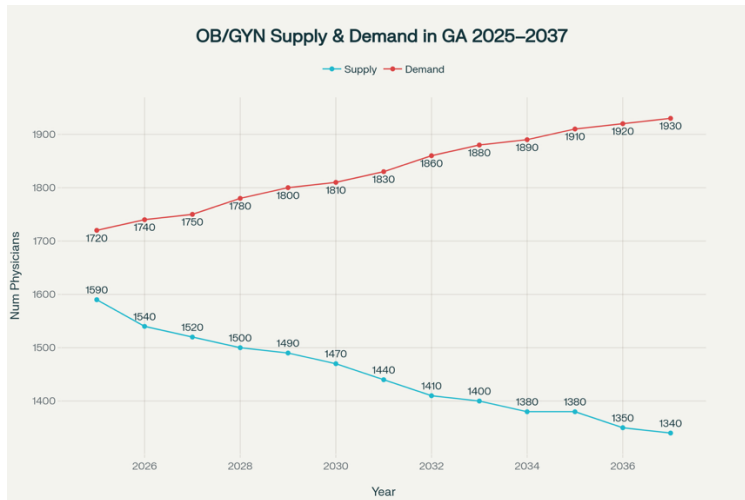
Internal Medicine



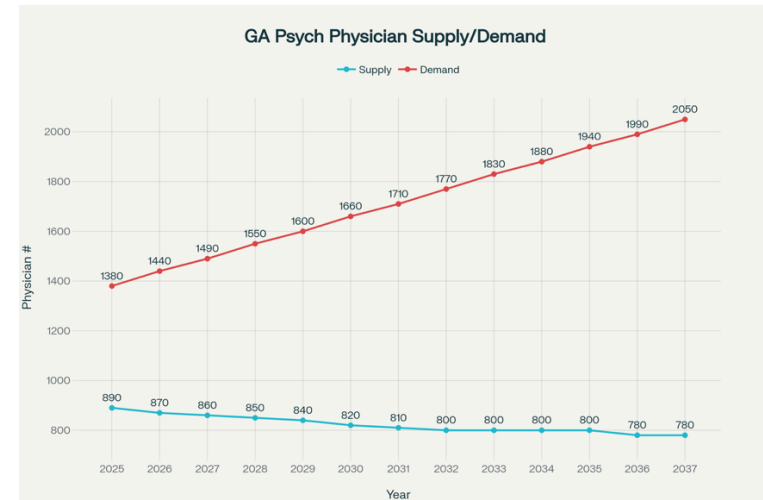
General Surgery



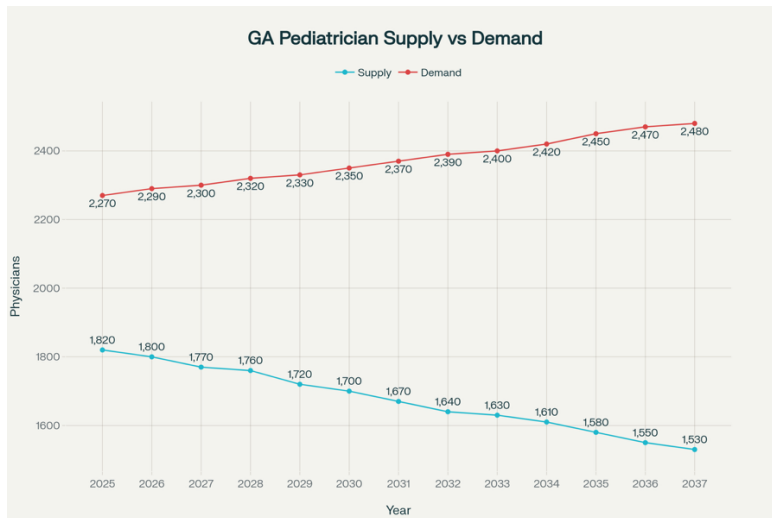
OBGYN



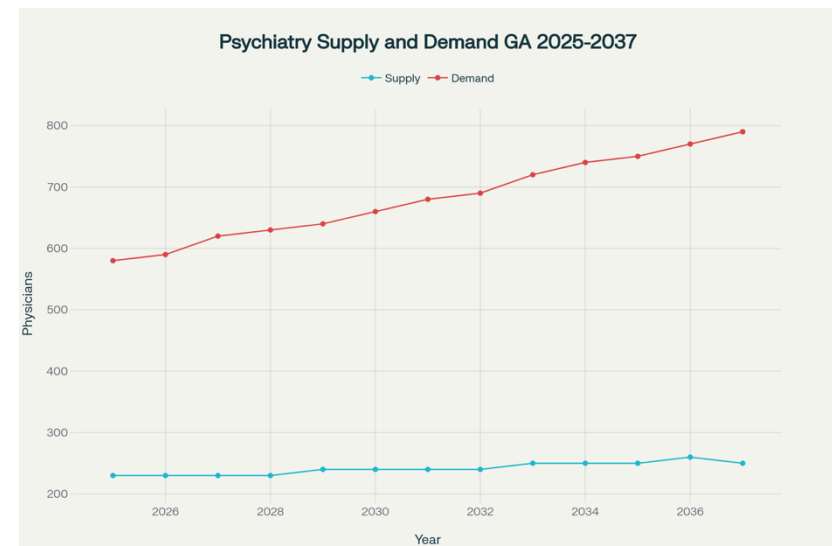
Adult Psychiatry



Pediatrics



Child & Adolescent Psychiatry



Supply Demand % adequacy¹

1. Emergency Medicine Physicians
 - a. 2025: 80%
 - b. 2037: 85%
2. Family Medicine Physicians
 - a. 2025: 64%
 - b. 2037: 60%
3. Internal Medicine Physicians
 - a. 2025: 85%
 - b. 2037: 79%
4. General Surgery
 - a. 2025: 84%
 - b. 2037: 84%
5. OBGYN
 - a. 2025: 92%
 - b. 2037: 69%
6. Peds
 - a. 2025: 80%
 - b. 2037: 62%
7. Adult Psychiatry
 - a. 2025: 64%
 - b. 2037: 38%
8. Child and Adolescent Psychiatry
 - a. 2025: 40%
 - b. 2037: 32%

Provided to the House Study Committee on
Accessing Internal Medicine in Underserved
Areas of Georgia 8.13.25 by the Georgia Higher
Education Healthcare Initiative www.gahehi.org
Laurie Ott, Executive Director Lott@gahehi.org

M: 706-830-8239

¹ All data sourced from the HRSA Workforce Projections
<https://data.hrsa.gov/data/download?data=WorkforceProjections#>
Accessed August 7, 2025